



Cimarron®

One-piece elongated toilet with concealed trapway,
1.28 gpf
K-3619

Features

- One-piece toilets integrate the tank and bowl into a seamless, easy-to-clean design
- Elongated bowl offers added room and comfort
- Comfort Height® feature offers chair-height seating that makes sitting down and standing up easier for most adults
- 1.28 gpf (4.8 lpf)
- Concealed trapway and Clean Caps® low-profile bolt caps facilitate easier cleaning and enhance design
- Left-hand Polished Chrome trip lever
- Includes Reveal® Quiet-Close™ seat
- Coordinates with other products in the Cimarron collection

Technology

- Single-flush gravity uses the force of gravity and a precision-engineered tank, bowl, and trapway to create a strong siphon during flushing
- AquaPiston® canister allows water to flow into the bowl from all sides (360°), increasing the power and effectiveness of the flush
- Flush valve's 3:2 ratio harnesses the natural force of gravity and optimizes flush performance
- Durable canister design has 90% less exposed seal material than a 3" flapper for leak-free performance
- Light-touch canister flush requires a lower actuation force than a flapper

Installation

- Standard 12" (305 mm) rough-in
- Supply line sold separately

Water Conservation & Rebates

- Eligible for consumer rebates in some municipalities

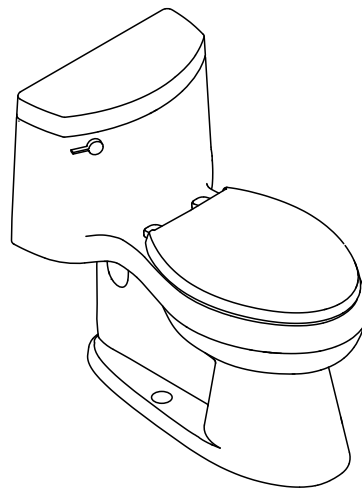
Recommended Products/Accessories

K-75796 Cachet® Nightlight Quiet-Close™ elongated toilet seat
K-9466-L Left-Hand Trip Lever
1023457
1265114
K-23726 Drain treatment
K-8298-CR C³®-455 Elongated bidet toilet seat with remote control

Included Components

Additional Components:

4008
Tank Cover, Low Profile Bolt Cap Accessory Pack, Tank Accessory Pack



ADA CSA B651 OBC

Codes/Standards






ASME A112.19.2/CSA B45.1
DOE - Energy Policy Act 1992
EPA WaterSense®
California Energy Commission (CEC)
ADA
ICC/ANSI A117.1
CSA B651
OBC

KOHLER® Toilets and Seats Limited Warranty

See website for detailed warranty information.

Available Colors/Finishes

Color tiles intended for reference only.

Color	Code	Description
	0	White
	96	Biscuit
	NY	Dune
	95	Ice™ Grey
	7	Black Black™

1-800-4KOHLER (1-800-456-4537)

Kohler Co. reserves the right to make revisions without notice to product specifications.

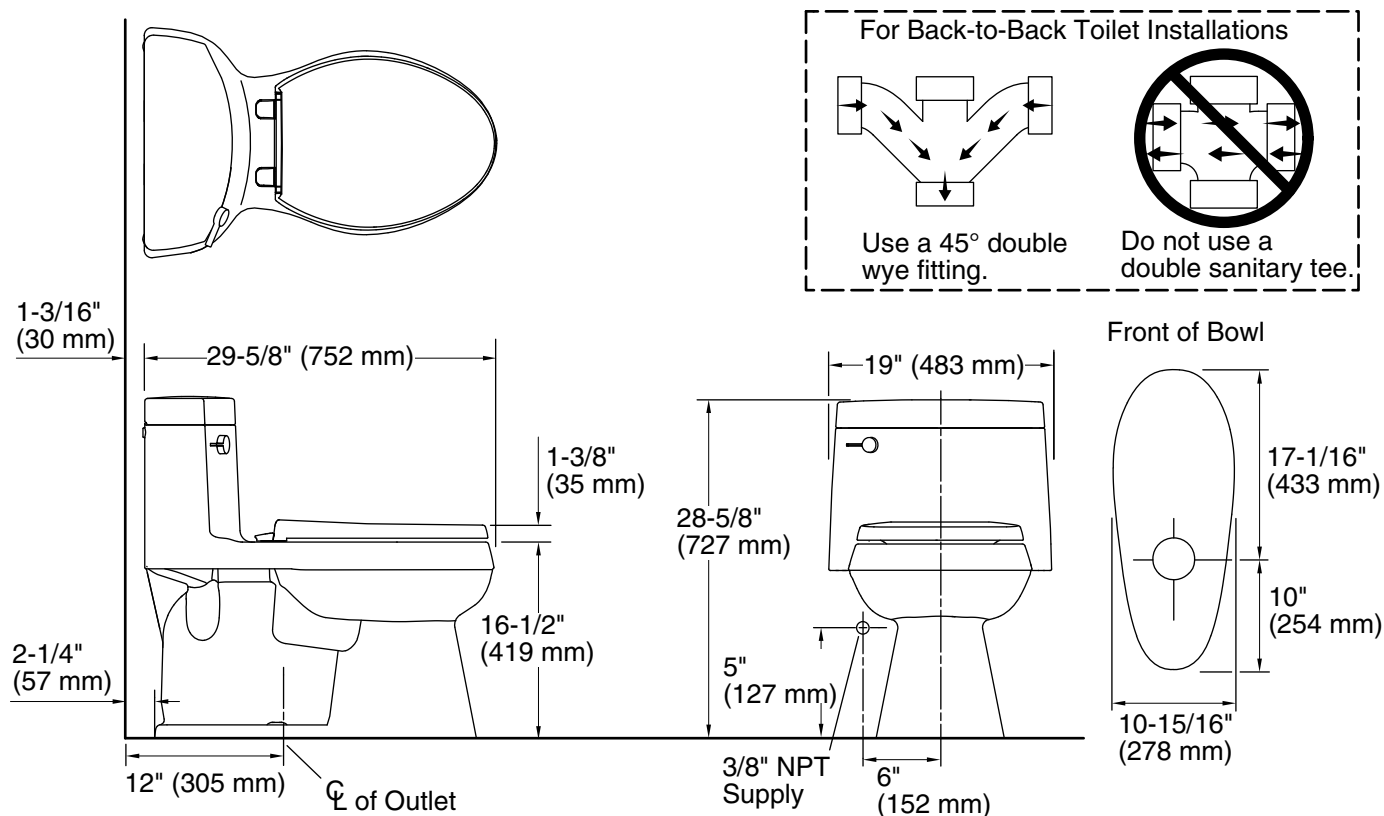
For the most current Specification Sheet, go to www.kohler.com.

2-18-2023 21:58 - US/CA

THE BOLD LOOK
OF **KOHLER®**

KOHLER®

Cimarron®
One-piece elongated toilet with concealed trapway,
1.28 gpf
K-3619



Technical Information

All product dimensions are nominal.

Toilet type:	Floor-mount
Waste Outlet:	Floor
Bowl shape:	Elongated
Flush type:	AquaPiston®
Trap passageway:	2-1/8" (54 mm)
Water Consumption	
Full:	1.28 gpf (4.8 lpf)
Water surface size:	12-1/2" x 10-1/2" (318 mm x 267 mm)
Rim to water surface:	5-1/2" (139 mm)
Rough-in:	12" (305 mm)
Seat-mounting holes:	5-1/2" (140 mm)

Notes

Install this product according to the installation instructions.

For back-to-back toilet installations: Use only a 45° double wye fitting.

ADA, OBC, CSA B651 compliant when installed to the specific requirements of these regulations.

Plumbing codes may require elongated toilets and elongated, open-front seats in public bathrooms.

Accessibility standards may require controls to be located on the open side of the toilet.

1-800-4KOHLER (1-800-456-4537)

Kohler Co. reserves the right to make revisions without notice to product specifications.

For the most current Specification Sheet, go to www.kohler.com.

2-18-2023 21:58 - US/CA

THE BOLD LOOK
OF **KOHLER®**