

### Features

- 21" (533 mm) minimum base cabinet width
- Single round bowl
- 8" (203 mm) depth

### Material

- KOHLER® enameled cast iron

### Installation

- Top-mount or undermount

### Included Components

Additional Components:  
52047



ADA

### Codes/Standards








ASME A112.19.1/CSA B45.2  
ADA  
ICC/ANSI A117.1

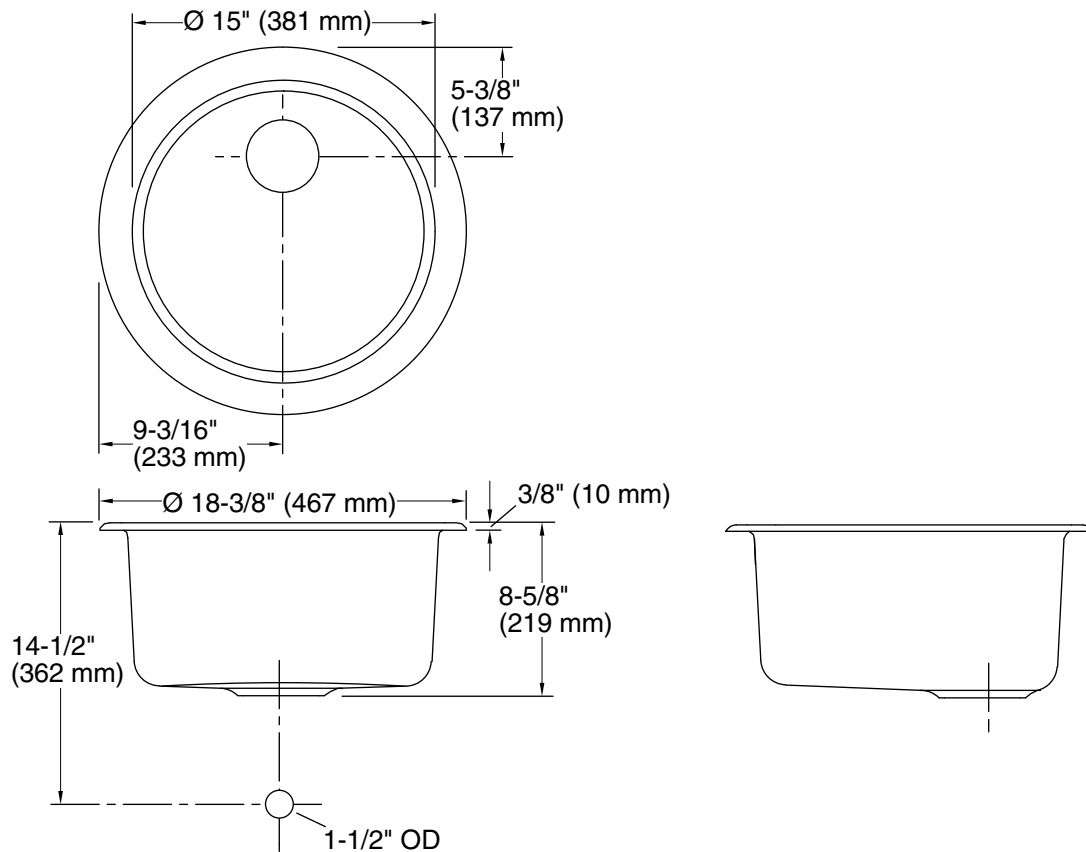
### KOHLER® Enameled Cast Iron Kitchen and Bathroom Sink Lifetime Limited Warranty

See website for detailed warranty information.

### Available Colors/Finishes

*Color tiles intended for reference only.*

Color	Code	Description
	0	White
	FF	Sea Salt™
	96	Biscuit
	NY	Dune
	95	Ice™ Grey
	58	Thunder™ Grey
	7	Black Black™



### Technical Information

All product dimensions are nominal.

Bowl configuration:	Single
Installation:	Top-mount, Undermount
Min. base cabinet width:	21" (533 mm)
Bowl area (Only):	Length: 15" (381 mm) Width: 15" (381 mm) Bowl depth: 8" (203 mm)
Drain hole:	3-5/8" (92 mm)
Template:	112355-7, required, included

### Notes

Install this product according to the installation instructions.

ADA compliant when installed to the specific requirements of these regulations.

ADA permits a parallel approach to wet bars.