

Features

- For use with the 2"x6" in-wall tank and carrier system
- Available in a variety of colors and finishes to match the toilet or faucet finish
- Dual-flush actuator offers a choice of 0.8 or 1.6 gpf (3.0 or 6.0 lpf)
- Large flush actuator plate opening can be removed for easy access to inner tank
- Eligible for consumer rebates in some municipalities

Installation

- See installation guide and installation video for more detailed information

Recommended Products/Accessories

K-6291 Wall-Hung Toilet Cast Iron Waste Pipe
K-6284 2" x 6" In-wall tank and carrier system
K-23723 Faucet cleaner



Codes/Standards






None Applicable

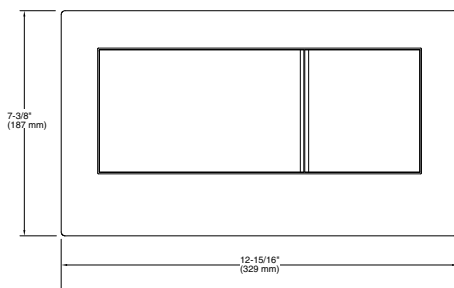
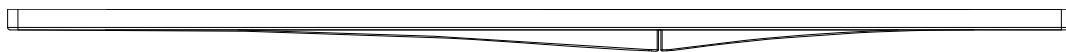
KOHLER® Toilets and Seats Limited Warranty

See website for detailed warranty information.

Available Colors/Finishes

Color tiles intended for reference only.

Color	Code	Description
	CP	Polished Chrome
	SN	Vibrant® Polished Nickel
	BN	Vibrant® Brushed Nickel
	BV	Vibrant® Brushed Bronze
	0	White
	7	Black Black™
	TT	Vibrant Titanium



Technical Information

All product dimensions are nominal.

Material: Plastic