

## Features

- Premium construction ensures durability and reliability



## Codes/Standards









ASME A112.18.1/CSA B125.1

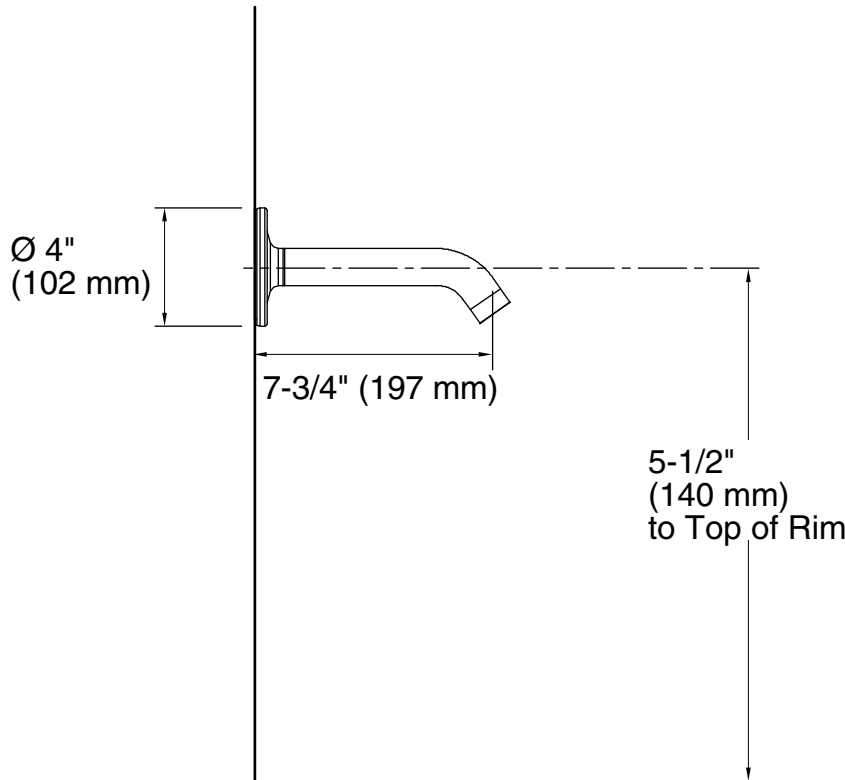
## KOHLER<sup>®</sup> Faucet Lifetime Limited Warranty

See website for detailed warranty information.

## Available Colors/Finishes

*Color tiles intended for reference only.*

Color	Code	Description
	CP	Polished Chrome
	SN	Vibrant™ Polished Nickel
	AF	Vibrant™ French Gold
	BN	Vibrant™ Brushed Nickel
	BV	Vibrant™ Brushed Bronze
	BL	Matte Black
	2MB	Vibrant™ Brushed Moderne Brass
	RGD	Vibrant Rose Gold
	VHR	



### Technical Information

All product dimensions are nominal.

#### Showerhead/Body Spray:

Rated maximum flow: 2.5 gal/min (9.5 l/min)

### Notes

Install this product according to the installation guide.