

### Features

- Single lever handle is simple to use and makes adjusting water temperature easy.
- One-piece, self-contained ceramic disc valve allows both volume and temperature control.
- KOHLER ceramic disc valves exceed industry longevity standards for a lifetime of durable performance.
- 1.2 gpm (4.5 lmin) maximum flow rate.

### Material

- Select KOHLER finishes feature ScratchShield® technology which withstands even the toughest daily use.
- Premium material construction for durability and reliability.

### Installation

- For single-hole or 4" (102 mm) center installation (escutcheon plate included).
- Simplified faucet assembly; mounting hardware requires no special tools.

### Water Conservation & Rebates

- This product can help a building earn Water Efficiency points in LEED® Green Building Rating System.

### Recommended Products/Accessories

K-23726 Drain treatment  
K-23723 Faucet cleaner



ADA

CSA B651

OBC

### Codes/Standards




ASME A112.18.1/CSA B125.1  
NSF/ANSI 61  
NSF/ANSI 372  
All applicable US Federal and State material regulations  
DOE - Energy Policy Act 1992  
EPA WaterSense®  
California Energy Commission (CEC)  
ADA  
ICC/ANSI A117.1  
CSA B651  
OBC

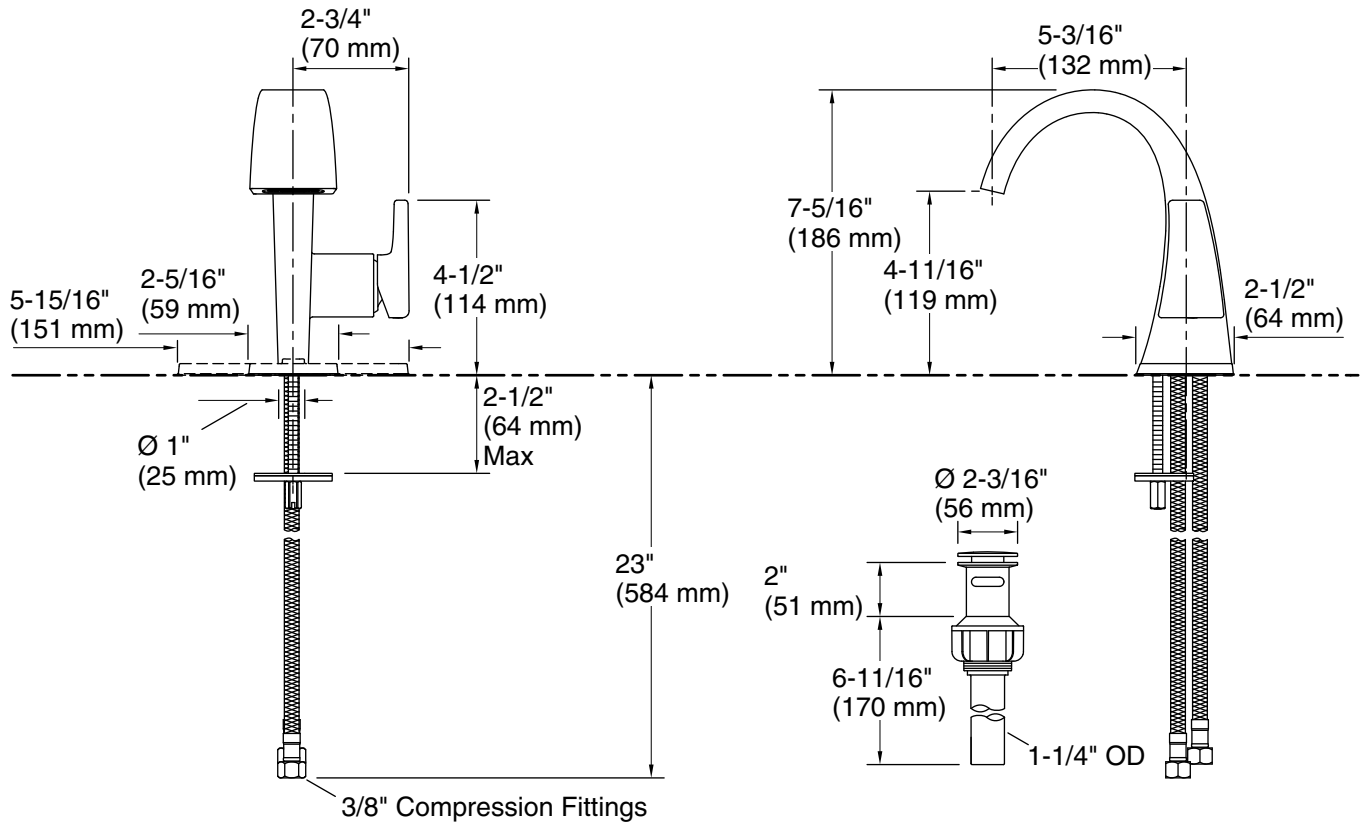
### KOHLER® One-Year Limited Warranty

See website for detailed warranty information.

### Available Colors/Finishes

*Color tiles intended for reference only.*

| Color   | Code | Description             |
|---|------|-------------------------|
|  | CP   | Polished Chrome         |
|  | BN   | Vibrant® Brushed Nickel |
|  | BL   | Matte Black             |



## Technical Information

All product dimensions are nominal.

### Faucet:

Flow rate: 1.2 gal/min (4.5 l/min)

Drain included: Yes

### Spout:

Spout reach: 5-3/16" (132 mm)

## Notes

Install this product according to the installation instructions.

ADA compliant for handles only.

ADA, OBC, CSA B651 compliant when installed to the specific requirements of these regulations.