



# Iron/Tones™

## Smart Divide™ 33" top-/undermount double-bowl kitchen sink

### K-6625

#### Features

- 33" (838 mm) minimum base cabinet width for top-mount installation
- 36" (914 mm) minimum base cabinet width for undermount installation
- Large/medium bowls
- 9" (229 mm) depth provides generous workspace
- Smart Divide™ feature offers a lower bowl divider that increases workspace versatility
- Versatile design allows large bowl to be installed on the right or left

#### Material

- KOHLER® enameled cast iron

#### Installation

- Top-mount or undermount

#### Recommended Products/Accessories

- K-5137 Sink Rack
- K-5139 Sink rack
- K-23726 Drain treatment
- K-23725 Cast iron cleaner
- 1411886 Undermount sink kit 23"

#### Optional Products/Accessories

- K-11352 Disposal Flange with Stopper



#### Codes/Standards







ASME A112.19.1/CSA B45.2

#### KOHLER® Enameled Cast Iron Kitchen and Bathroom Sink Lifetime Limited Warranty

See website for detailed warranty information.

#### Available Colors/Finishes

*Color tiles intended for reference only.*

Color	Code	Description
	0	White
	FF	Sea Salt™
	96	Biscuit
	NY	Dune
	95	Ice™ Grey
	58	Thunder™ Grey
	7	Black Black™
	DGB	Indigo Blue

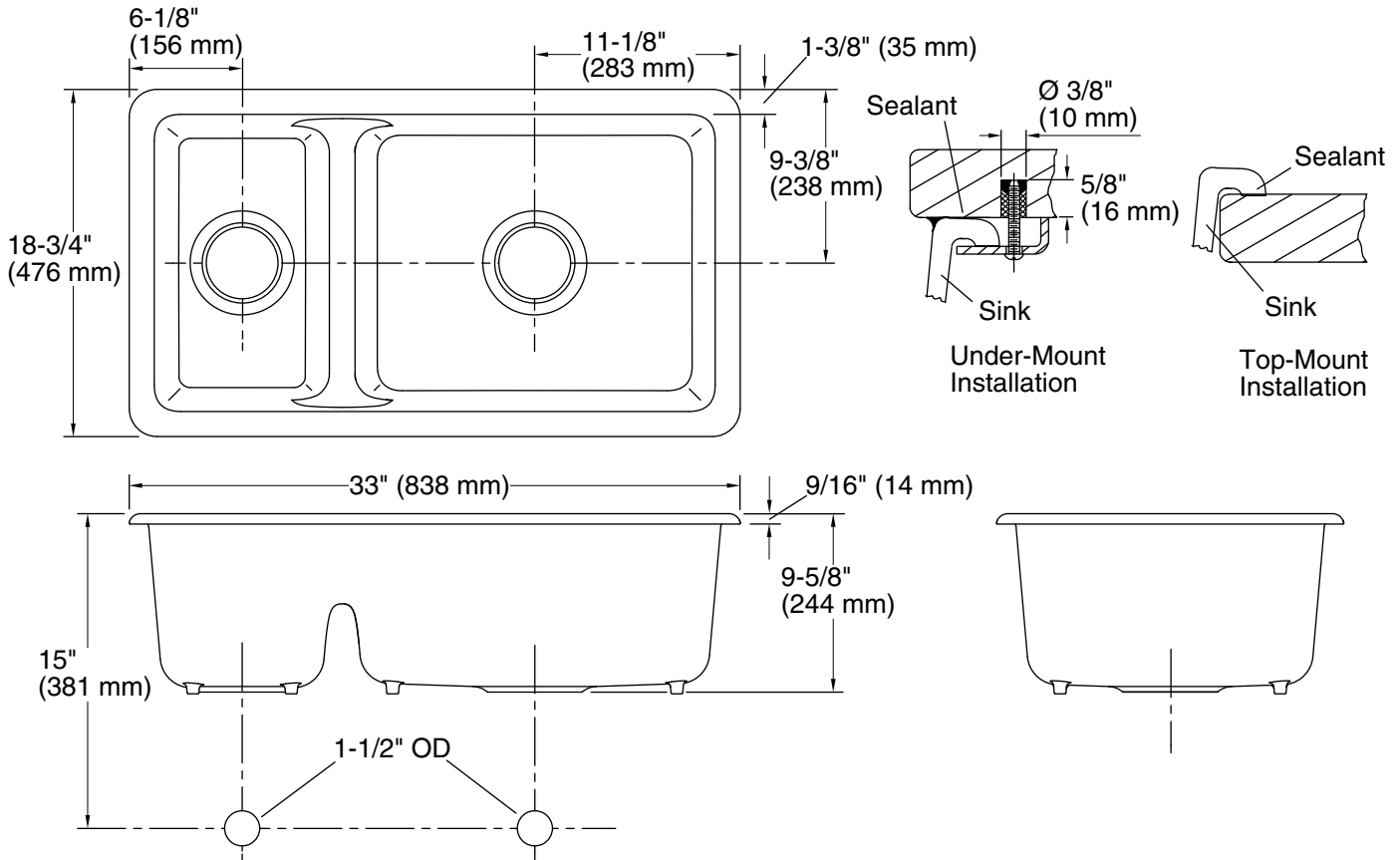
1-800-4KOHLER (1-800-456-4537)

Kohler Co. reserves the right to make revisions without notice to product specifications.

For the most current Specification Sheet, go to [www.kohler.com](http://www.kohler.com).

5-7-2023 00:18 - US/CA/MX

THE BOLD LOOK  
OF **KOHLER**®



### Technical Information

All product dimensions are nominal.

Bowl configuration:	Off-set Large/small
Installation:	Top-mount, Undermount
Min. base cabinet width:	36" (914 mm)
Bowl area (Right):	Length: 19-1/4" (489 mm) Width: 16" (406 mm) Bowl depth: 9" (229 mm) Water depth: 9" (229 mm)
Bowl area (Left):	Length: 9-1/4" (235 mm) Width: 16" (406 mm) Bowl depth: 9" (229 mm) Water depth: 9" (229 mm)
Drain hole:	3-7/8" (98 mm)
Template:	1043168-7, required, included

### Notes

Install this product according to the installation instructions.

**NOTICE:** The countertop manufacturer or cutter must use the cut-out template provided with the product, or a current one provided by the Kohler Co. (Call 1-800-4-KOHLER.) Kohler Co. is not responsible for cut-out errors when the incorrect cut-out template is used.