

### Features

- Metal construction

### Installation

- 6" (152 mm) diverter spout with NPT connection
- Wall-mount



### Codes/Standards




ASME A112.18.1/CSA B125.1  
California Energy Commission (CEC)

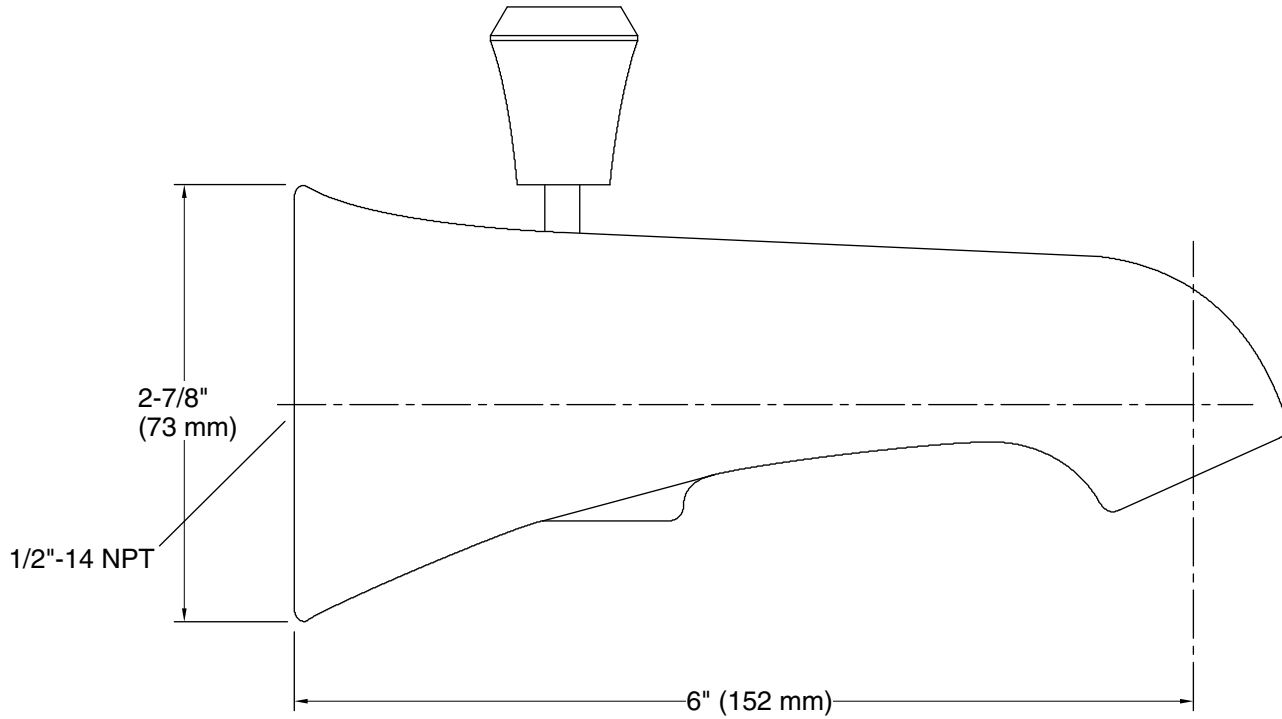
### KOHLER® Faucet Lifetime Limited Warranty

See website for detailed warranty information.

### Available Colors/Finishes

*Color tiles intended for reference only.*

Color	Code	Description
	CP	Polished Chrome
	BN	Vibrant™ Brushed Nickel
	BV	Vibrant™ Brushed Bronze



**Technical Information**

All product dimensions are nominal.

**Notes**

Install this product according to the installation guide.