

Features

- Touchless on/off with a wave of your hand or an object such as a pan.
- Response® technology uses a state-of-the-art motion sensor for reliable touchless activation.
- Powered by six AA batteries (included). AC power adapter is also available (sold separately).
- Two-function pull-down sprayhead allows you to switch from aerated stream to Sweep® spray.
- Sweep® spray features specially angled nozzles that form a wide, powerful blade of water to sweep your dishes and sink clean.
- DockNetik® magnetic docking system securely locks the sprayhead into place when not in use.
- ProMotion® technology's light, quiet braided hose and swiveling ball joint make the pull-down sprayhead easier and more comfortable to use.
- MasterClean™ sprayface features an easy-to-clean surface that withstands mineral buildup.
- High-arch spout offers vertical clearance for tall cookware and pitchers.
- Single lever handle makes adjusting water temperature easy.
- KOHLER ceramic disc valves exceed industry longevity standards for a lifetime of durable performance.
- 1.5 gpm (5.7 lpm) maximum flow rate at 60 psi (4.14 bar).
- Box includes: Assembled faucet, supply lines, escutcheon plate, top-fill soap/lotion dispenser, six AA batteries.

Material

- Premium metal construction for durability and reliability.
- Select KOHLER finishes feature ScratchShield® technology which withstands even the toughest daily use.

Installation

- Installs with 1-, 2-, 3-, or 4- hole sink (escutcheon plate included).
- Flexible supply lines and quick-connect fittings simplify installation.
- Longer shank works with countertops up to 2½" inches thick and is easy to install.

Recommended Products/Accessories

K-23723 Faucet cleaner



ADA **CSA B651**

Codes/Standards




ASME A112.18.1/CSA B125.1
NSF/ANSI 61
NSF/ANSI 372
All applicable US Federal and State material regulations
DOE - Energy Policy Act 1992
California Energy Commission (CEC)
ADA
ICC/ANSI A117.1
CSA B651

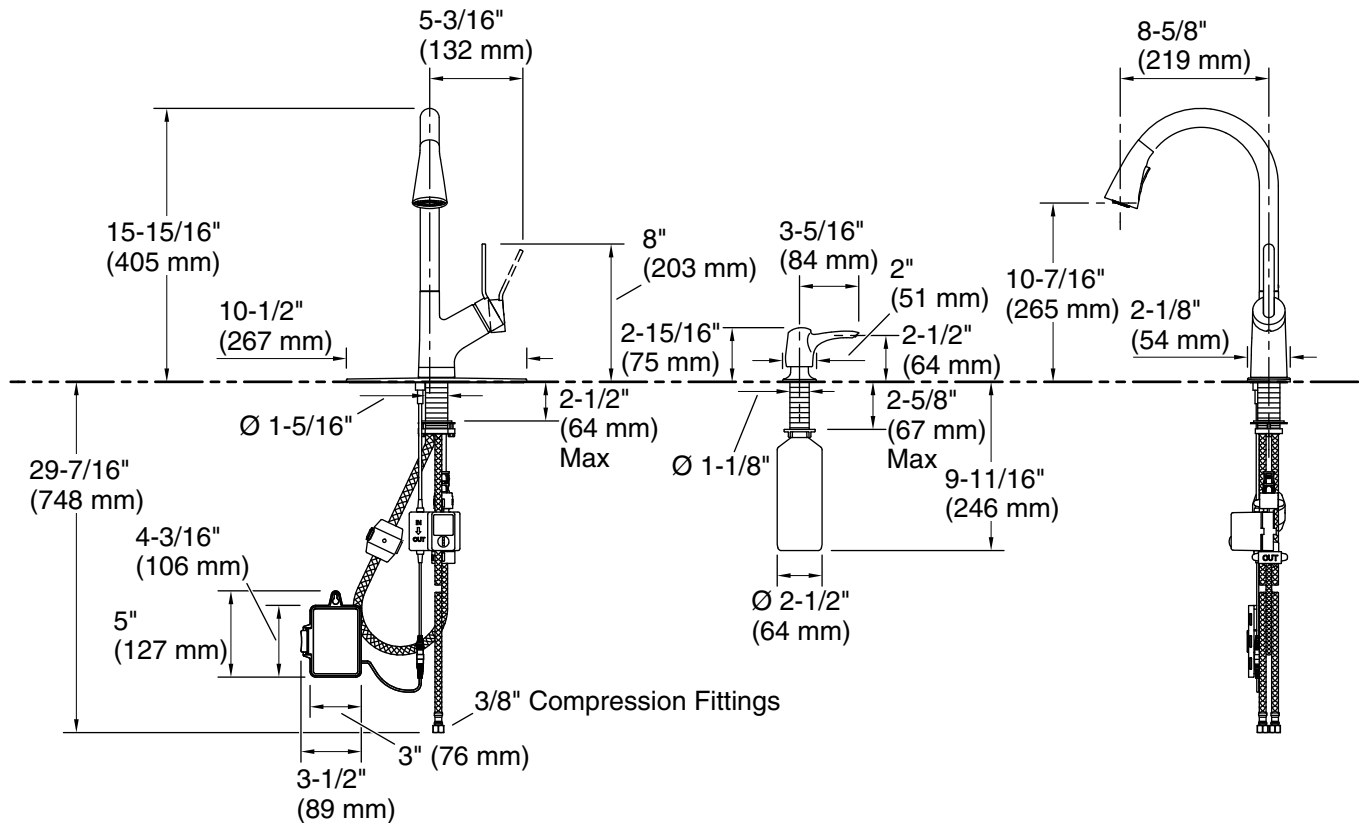
KOHLER® Faucet Lifetime Limited Warranty

See website for detailed warranty information.

Available Colors/Finishes

Color tiles intended for reference only.

Color	Code	Description
	CP	Polished Chrome
	VS	Vibrant® Stainless
	BL	Matte Black



Technical Information

All product dimensions are nominal.

Drain included: No

Notes

Install this product according to the installation instructions.

If installing the optional power supply, make sure that there is an unswitched 120 V electrical outlet within reach.

ADA complaint for faucet handles only.

ADA, CSA B651 compliant when installed to the specific requirements of these regulations.