



Napa™
Undermount bar sink
K-5848

Features

- 24" (610 mm) minimum base cabinet width.
- Single bowl.
- 9" (229 mm) depth provides generous workspace.

Material

- KOHLER® enameled cast iron.

Installation

- Undermount.

Recommended Products/Accessories

K-8801 Sink drain and strainer with tailpiece
K-8799 Sink drain and strainer basket
K-23726 Drain treatment
K-23725 Cast iron cleaner

Optional Products/Accessories

K-11352 Disposal Flange with Stopper



ADA

Codes/Standards














ASME A112.19.1/CSA B45.2
ADA
ICC/ANSI A117.1

**KOHLER® Enameled Cast Iron
Kitchen Sink Lifetime Limited
Warranty**

See website for detailed warranty information.

Available Colors/Finishes

Color tiles intended for reference only.

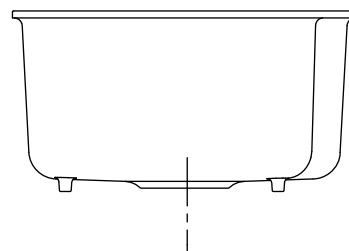
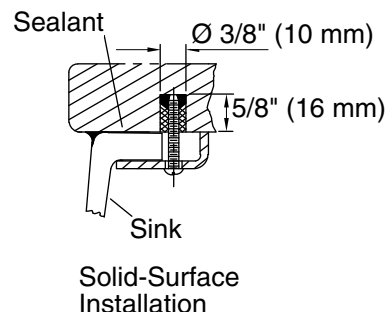
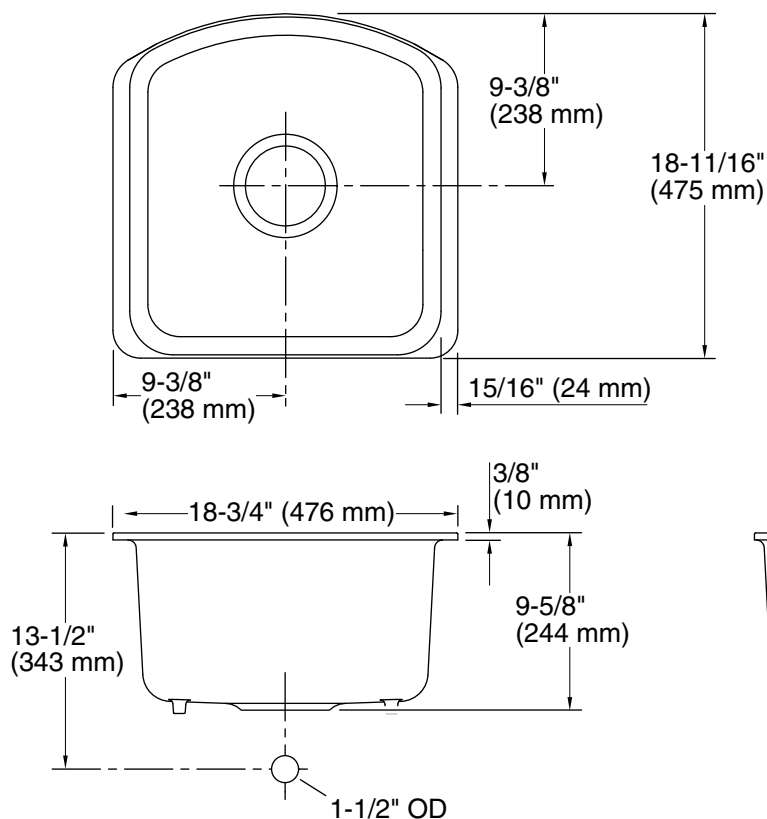
Color	Code	Description
	0	White
	FF	Sea Salt™
	96	Biscuit
	FD	Cane Sugar™
	NY	Dune
	95	Ice™ Grey
	G9	Sandbar
	K4	Cashmere
	FT	Basalt
	58	Thunder™ Grey
	KA	Black 'n Tan
	FP	Caviar
	7	Black Black™

1-800-4KOHLER (1-800-456-4537)

Kohler Co. reserves the right to make revisions without notice to product specifications.

For the most current Specification Sheet, go to www.kohler.com.

THE BOLD LOOK
OF **KOHLER®**



Technical Information

All product dimensions are nominal.

Installation:	Under-mount
Bowl area:	Length: 15-11/16" (399 mm)
	Width: 17-1/8" (435 mm)
	Bowl depth: 9" (229 mm)
	Water depth: 9" (229 mm)
Template:	1259678-7, required, included

Notes

Install this product according to the installation instructions.

ADA compliant when installed to the specific requirements of these regulations.

ADA permits a parallel approach to wet bars.