

### Features

- Stationary spout
- 10-1/4" (260 mm) spout reach from wall to center of drain
- 1.2 gpm (4.5 lpm) maximum flow rate at 60 psi (4.14 bar)
- Drain sold separately
- Coordinates with other products in the Components collection

### Material

- Brass
- KOHLER® finishes resist corrosion and tarnishing

### Required Products/Accessories

K-77980-4 Wall-mount bathroom sink faucet handle

or

K-77980-4A Wall-mount bathroom sink faucet handle

or

K-T77981-4 Wall-mount bathroom sink faucet Lever handle trim

or

K-T77981-8 Wall-mount bathroom sink faucet Oyl handle trim

or

K-T77981-9 Wall-mount bathroom sink faucet Industrial handle trim

### Recommended Products/Accessories

- K-23726 Drain treatment
- K-23723 Faucet cleaner
- K-78372 18" Towel Bar
- K-78373 24" Towel Bar
- K-78375 24" Double Towel Bar
- K-78377 Hand Towel Arm
- K-78378 Robe Hook
- K-78379 Double Towel Arm
- K-78382 Pivoting toilet paper holder
- K-78383 Vertical toilet paper holder
- K-78384 Covered double toilet paper holder

### Optional Products/Accessories

- K-7107 Decorative Drain
- K-7108 Decorative Drain
- K-7114 Pop-Up Drain
- K-7127 Drain
- K-7129 Drain



### Codes/Standards





ASME A112.18.1/CSA B125.1  
 NSF/ANSI/CAN 61  
 NSF/ANSI/CAN 372  
 All applicable US Federal and State material regulations  
 DOE - Energy Policy Act 1992  
 EPA WaterSense®  
 California Energy Commission (CEC)  
 ADA  
 ICC/ANSI A117.1  
 CSA B651  
 OBC  
 IAPMO Certification

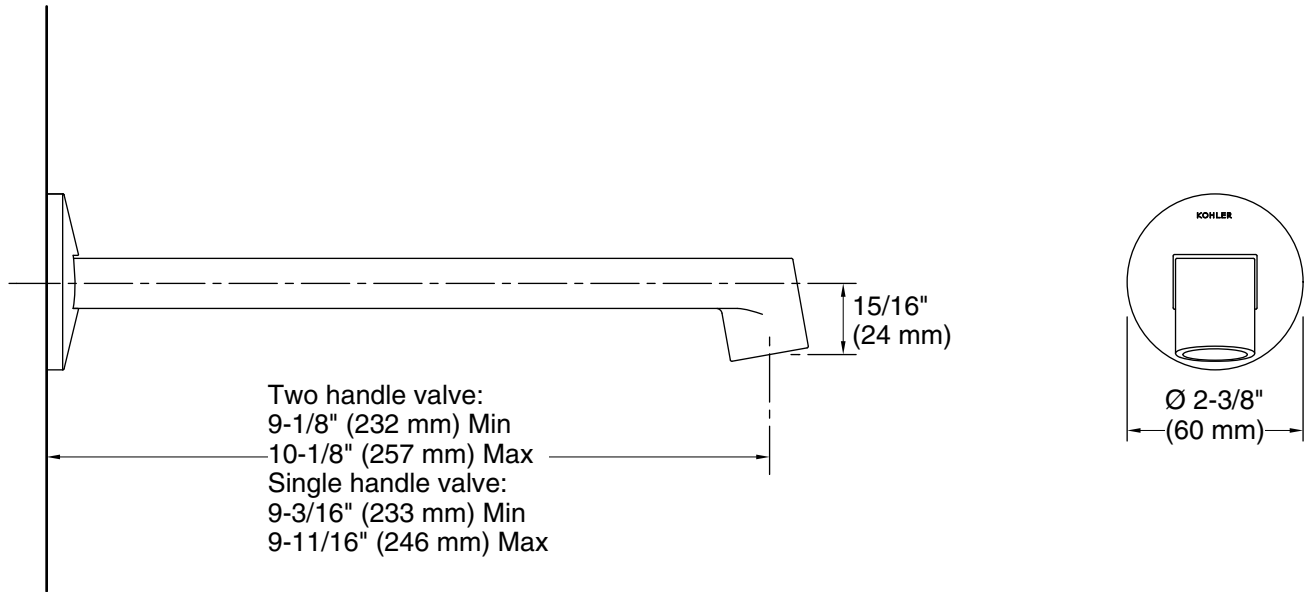
### KOHLER® Faucet Lifetime Limited Warranty

See website for detailed warranty information.

### Available Colors/Finishes

*Color tiles intended for reference only.*

Color	Code	Description
	CP	Polished Chrome
	BN	Vibrant® Brushed Nickel
	BL	Matte Black
	2MB	Vibrant® Brushed Moderne Brass



### Technical Information

All product dimensions are nominal.

#### Faucet:

Flow rate: 1.2 gal/min (4.5 l/min)

Pressure: 60 psi (4.1 bar)

Drain included: No

#### Spout:

Spout reach: 10-1/4" (260 mm)

### Notes

ADA, OBC, CSA B651 compliant when installed to the specific requirements of these regulations.